

DQG-Series Inclinometer

Dual axis inclinometer
Measurement range $\pm 25^\circ$
Voltage output signal



The **DQG-Series** is a small inclinometer based on dual axis tilt sensor for horizontal mounting, which works based on the conductivity principle. This microprocessor controls the inclinometer with a linearized and temperature compensated angle output signal. The unit has metal housing and exhibits an 8...30VDC power supply.

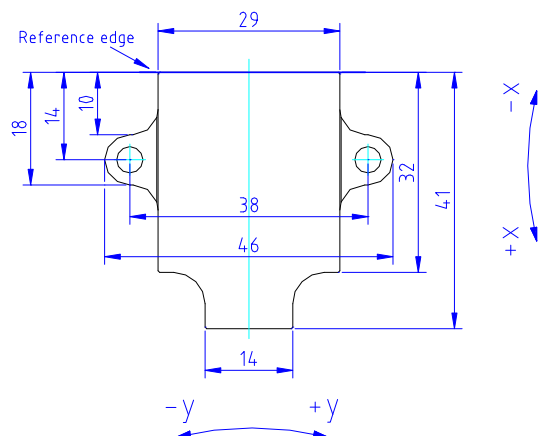
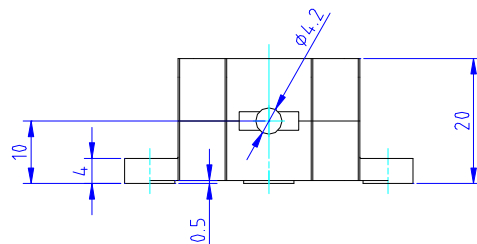
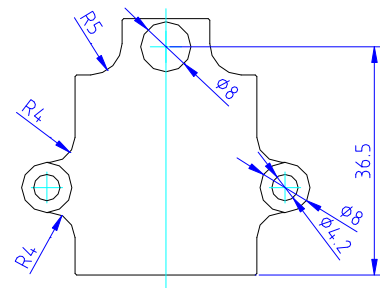
FEATURES

- Robust IP 66 housing
- Cable integrated
- Voltage output signal
- Temperature compensated
- Small size
- Fast response time
- Easy to handle

APPLICATIONS

- Alignment and level control
- Mobile and stationary cranes
- Man lift
- Forklift truck
- Harvester
- Vehicle applications

dimensions [mm]



performance specifications

PARAMETERS

	Conditions	Min	Type	Max	Unit
Measurement range		-25		+25	°
Sensitivity			80		mV/ °
Offset			2.5		V
Initial Offset	Ta = 25 °C		±0.2		°
Offset temperature drift error	Ta = 0 °C...+50 °C		±0.1		°
	Ta = -40 °C... +85 °C		±0.5		°
Sensitivity temperature drift error	Ta = 0 °C...+50 °C		±0.5		%
	Ta = -40 °C... +85 °C		±1.0		%
Resolution			0.1		°
Output signal	to GND	0.3		4.7	VDC
Power supply		8		30	VDC
Current consumption			10		mA
Operation temperature range		-40		+85	°C
Storage temperature range		-40		+85	°C
Weight			40		g
Cable, pigtail			500		mm
Dimensions	W x D x H		41 x 46 x 20		mm

Terminal Connections

Pin	Name	Description	Type	Color
1	YOut	Y-axis output signal	output	Green
2	XOut	X-axis output signal	output	Brown
3	GND	negative power supply, ground	supply	Yellow
4	Vcc	positive power supply +8...+30VDC	supply	White

The information in this sheet has been carefully reviewed and is believed to be accurate; however, no responsibility is assumed for inaccuracies. Furthermore, this information does not convey to the purchaser of such devices any license under the patent rights to the manufacturer. Measurement Specialties, Inc. reserves the right to make changes without further notice to any product herein. Measurement Specialties, Inc. makes no warranty, representation or guarantee regarding the suitability of its product for any particular purpose, nor does Measurement Specialties, Inc. assume any liability arising out of the application or use of any product or circuit and specifically disclaims any and all liability, including without limitation consequential or incidental damages. Typical parameters can and do vary in different applications. All operating parameters must be validated for each customer application by customer's technical experts. Measurement Specialties, Inc. does not convey any license under its patent rights nor the rights of others.

ordering info

PART NUMBER	UNIT	SHORT DESCRIPTION
G - NSDQL - 004	NS-25/DQG2-XUA	Range +/-25°, Vcc +8...+30VDC, output +0.3...+4.7VDC